

Sealed Pushbutton

Single and Double Pole KF Series



Features

- Snap-in mounting
- RoHS compliant
- 100,000 cycles mechanical life
- IP65
- Switches up to 20 A
- Lighted and non-lighted versions available

Standard Parts¹

North America

KFB2ALA2GBB KFB2ALA2RBB KFB3ALA2GBB KFB3ALA2RBB

North America and Europe

KFB2ANA1BBB KFB2DNA1BBB KFB3ANA1BBB

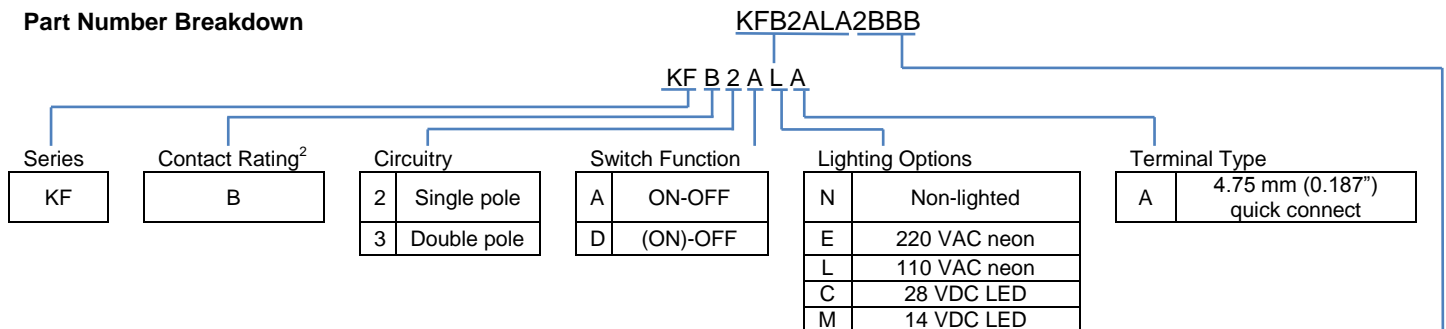
Europe

KFB2AEA2GBB KFB2AEA2RBB KFB3AEA2GBB KFB3AEA2RBB

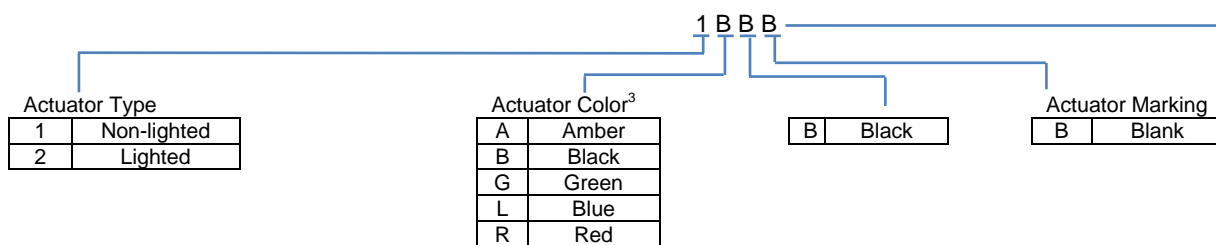
¹The part number configuration matrix below provides details to the part numbers above.

For configurable part numbers that are not listed above, not listed in your region, or for custom part numbers, contact the factory or your distributor.

Part Number Breakdown



²See Electrical Specifications section



³Black actuator is only available for non-lighted; others only for lighted.



Electrical Specifications

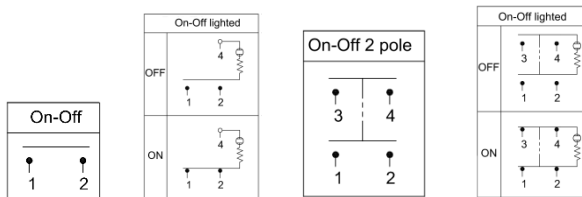
Dielectric Strength	1500 VAC for 1 minute	
Insulation Resistance	100 MΩ min at 500 VDC	
Initial Contact Resistance	0.050 Ω max	
Lighting Option:	UL1054:	VDC ³ :
N	10 A 125 VAC 1/2 HP / 6 A 250 VAC 1/2 HP	20 A 14 VDC / 10 A 28 VDC
E, L	10 A 125 VAC 1/2 HP / 6 A 250 VAC 1/2 HP	N/A
C	N/A	10 A 28 VDC
M	N/A	20 A 14 VDC
Electrical Life at Rated Load:	UL:	
Minimum Operations	6,000	

³DC ratings not agency approved
UL File No: E23301

Material and Environmental Specifications

Actuator	Polycarbonate 94V-2
Housing	Nylon 66 94V-2
Spring	Steel
Contacts	Silver Alloy
Movable Arm	Silver-Plated Copper Alloy
Terminals	Silver-Plated Copper Alloy
Rubber Boot	Silicone
Operating Temperature Range	-25 °C to +85 °C (-13 °F to +185 °F)
Ingress Protection	IP65

Circuitry and Switch Functions – (ON)-OFF has same connections as ON-OFF; spring return on switch



Dimensions mm (inches)

