

# Printed-circuit board connector - GMVSTBR 2,5/ 3-ST - 1737712

Please be informed that the data shown in this PDF Document is generated from our Online Catalog. Please find the complete data in the user's documentation. Our General Terms of Use for Downloads are valid (<http://download.phoenixcontact.com>)

Plug component, Nominal current: 12 A, Rated voltage (III/2): 630 V, Number of positions: 3, Pitch: 7.5 mm, Connection method: Screw connection, Color: green, Contact surface: Tin



The figure shows a 10-position version of the product

## Why buy this product

- Versions with screw flange and 7.62 mm pitch
- Plug-in direction vertical to the conductor axis
- Conductor entry on the keying side of the plug
- Plugs for 630 V applications (III/2)



## Key commercial data

Packing unit	1
Minimum order quantity	50
Catalog page	Page 308 (CC-2011)
GTIN	 4 017918 027957
Custom tariff number	85366990
Country of origin	GERMANY

## Technical data

### Dimensions / positions

Pitch	7.5 mm
Dimension a	15 mm
Number of positions	3
Screw thread	M3
Tightening torque, min	0.5 Nm
Tightening torque max	0.6 Nm

### Technical data

Range of articles	GMVSTBR 2,5/..-ST
Insulating material group	I
Rated surge voltage (III/3)	6 kV

# Printed-circuit board connector - GMVSTBR 2,5/ 3-ST - 1737712

## Technical data

### Technical data

Rated surge voltage (III/2)	6 kV
Rated surge voltage (II/2)	6 kV
Rated voltage (III/2)	630 V
Rated voltage (II/2)	1000 V
Connection in acc. with standard	EN-VDE
Nominal current $I_N$	12 A
Nominal voltage $U_N$	500 V
Nominal cross section	2.5 mm <sup>2</sup>
Maximum load current	12 A
Insulating material	PA
Inflammability class according to UL 94	V0
Internal cylindrical gage	A3
Stripping length	7 mm
Nominal voltage, UL/CUL Use Group B	250 V
Nominal current, UL/CUL Use Group B	12 A
Nominal voltage, UL/CUL Use Group D	300 V
Nominal current, UL/CUL Use Group D	10 A

### Connection data

Conductor cross section solid min.	0.2 mm <sup>2</sup>
Conductor cross section solid max.	2.5 mm <sup>2</sup>
Conductor cross section stranded min.	0.2 mm <sup>2</sup>
Conductor cross section stranded max.	2.5 mm <sup>2</sup>
Conductor cross section stranded, with ferrule without plastic sleeve min.	0.25 mm <sup>2</sup>
Conductor cross section stranded, with ferrule without plastic sleeve max.	2.5 mm <sup>2</sup>
Conductor cross section stranded, with ferrule with plastic sleeve min.	0.25 mm <sup>2</sup>
Conductor cross section stranded, with ferrule with plastic sleeve max.	2.5 mm <sup>2</sup>
Conductor cross section AWG/kcmil min.	24
Conductor cross section AWG/kcmil max	12
2 conductors with same cross section, solid min.	0.2 mm <sup>2</sup>
2 conductors with same cross section, solid max.	1 mm <sup>2</sup>
2 conductors with same cross section, stranded min.	0.2 mm <sup>2</sup>
2 conductors with same cross section, stranded max.	1.5 mm <sup>2</sup>
2 conductors with same cross section, stranded, ferrules without plastic sleeve, min.	0.25 mm <sup>2</sup>
2 conductors with same cross section, stranded, ferrules without plastic sleeve, max.	1 mm <sup>2</sup>
2 conductors with same cross section, stranded, TWIN ferrules with plastic sleeve, min.	0.5 mm <sup>2</sup>
2 conductors with same cross section, stranded, TWIN ferrules with plastic sleeve, max.	1 mm <sup>2</sup>
Minimum AWG according to UL/CUL	30

# Printed-circuit board connector - GMVSTBR 2,5/ 3-ST - 1737712

## Technical data

### Connection data

Maximum AWG according to UL/CUL	12
---------------------------------	----

## Classifications

### ETIM

ETIM 3.0	EC001121
ETIM 4.0	EC002638
ETIM 5.0	EC002638

### UNSPSC

UNSPSC 11	39121409
UNSPSC 12.01	39121409
UNSPSC 13.2	39121409
UNSPSC 6.01	30211810
UNSPSC 7.0901	39121409

### eCl@ss

eCl@ss 4.0	272607xx
eCl@ss 4.1	27260701
eCl@ss 5.0	27260701
eCl@ss 5.1	27260701
eCl@ss 6.0	27260704
eCl@ss 7.0	27440402

## Approvals

### Approvals

---

#### Approvals

CSA / UL Recognized / VDE Gutachten mit Fertigungsüberwachung / cUL Recognized / GOST / IEC CB Scheme / GOST / cULus Recognized

---

#### Ex Approvals

---


#### Approvals submitted

---


#### Approval details

# Printed-circuit board connector - GMVSTBR 2,5/ 3-ST - 1737712


## Approvals

CSA 


	B	D
mm <sup>2</sup> /AWG/kcmil	28-12	28-12
Nominal current I <sub>N</sub>	10 A	10 A
Nominal voltage U <sub>N</sub>	300 V	300 V

UL Recognized 

	B	D
mm <sup>2</sup> /AWG/kcmil	30-12	30-12
Nominal current I <sub>N</sub>	12 A	10 A
Nominal voltage U <sub>N</sub>	250 V	300 V


VDE Gutachten mit Fertigungsüberwachung 

mm <sup>2</sup> /AWG/kcmil	0.2-2.5
Nominal current I <sub>N</sub>	12 A
Nominal voltage U <sub>N</sub>	400 V

cUL Recognized 

	B	D
mm <sup>2</sup> /AWG/kcmil	30-12	30-12
Nominal current I <sub>N</sub>	12 A	10 A
Nominal voltage U <sub>N</sub>	250 V	300 V

GOST 

IECEE CB Scheme 

mm <sup>2</sup> /AWG/kcmil	0.2-2.5
Nominal current I <sub>N</sub>	12 A
Nominal voltage U <sub>N</sub>	400 V

## Printed-circuit board connector - GMVSTBR 2,5/ 3-ST - 1737712

### Approvals



### Accessories

#### Accessories

#### Marking

Marker cards - SK 7,5/3,8:FORTL.ZAHLEN - 0804455



Marker cards, Card, white, labeled, Horizontal: Consecutive numbers 1 - 10, 11 - 20, etc. up to 91 - 100, Mounting type: Adhesive, For terminal block width: 7.5 mm

#### Plug/Adapter

Coding profile - CP-MSTB - 1734634



Keying profile, is inserted into the slot on the plug or inverted header, red insulating material

#### Tools

Screwdriver - SZS 0,6X3,5 - 1205053



Actuation tool, for ST terminal blocks, insulated, also suitable for use as a bladed screwdriver, size: 0.6 x 3.5 x 100 mm, 2-component grip, with non-slip grip

#### Additional products

# Printed-circuit board connector - GMVSTBR 2,5/ 3-ST - 1737712

## Accessories

Base strip - GMSTBV 2,5/ 3-G - 1766466

Header, Nominal current: 12 A, Rated voltage (III/2): 630 V, Number of positions: 3, Pitch: 7.5 mm, Color: green, Contact surface: Tin, Assembly: Soldering



Base strip - GMSTBVA 2,5/ 3-G - 1766673

Header, Nominal current: 12 A, Rated voltage (III/2): 630 V, Number of positions: 3, Pitch: 7.5 mm, Color: green, Contact surface: Tin, Assembly: Soldering



Base strip - GMSTBA 2,5/ 3-G - 1766356

Header, Nominal current: 12 A, Rated voltage (III/2): 630 V, Number of positions: 3, Pitch: 7.5 mm, Color: green, Contact surface: Tin, Assembly: Soldering



Base strip - GMSTB 2,5/ 3-G - 1766026

Header, Nominal current: 12 A, Rated voltage (III/2): 630 V, Number of positions: 3, Pitch: 7.5 mm, Color: green, Contact surface: Tin, Assembly: Soldering



## Drawings

Dimensioned drawing

